



DOSING GUIDE

Push back on PBC with the first and only add-on treatment to UDCA¹

INDICATION

OCALIVA, a farnesoid X receptor (FXR) agonist, is indicated for the treatment of adult patients with primary biliary cholangitis (PBC)

- without cirrhosis or
- with compensated cirrhosis who do not have evidence of portal hypertension, either in combination with ursodeoxycholic acid (UDCA) with an inadequate response to UDCA or as monotherapy in patients unable to tolerate UDCA.

This indication is approved under accelerated approval based on a reduction in alkaline phosphatase (ALP). An improvement in survival or disease-related symptoms has not been established. Continued approval for this indication may be contingent upon verification and description of clinical benefit in confirmatory trials.

IMPORTANT SAFETY INFORMATION

WARNING: HEPATIC DECOMPENSATION AND FAILURE IN PRIMARY BILIARY CHOLANGITIS PATIENTS WITH CIRRHOSIS

- Hepatic decompensation and failure, sometimes fatal or resulting in liver transplant, have been reported with OCALIVA treatment in primary biliary cholangitis (PBC) patients with either compensated or decompensated cirrhosis.
- OCALIVA is contraindicated in PBC patients with decompensated cirrhosis, a prior decompensation event, or with compensated cirrhosis who have evidence of portal hypertension.
- Permanently discontinue OCALIVA in patients who develop laboratory or clinical evidence of hepatic decompensation; have compensated cirrhosis and develop evidence of portal hypertension; or experience clinically significant hepatic adverse reactions while on treatment.

Please see additional Important Safety Information throughout and the accompanying **Full Prescribing Information**, including **Boxed WARNING**, for OCALIVA 5 mg and 10 mg tablets.

DOSAGE AND ADMINISTRATION FOR OCALIVA® (OBETICHOIC ACID)

For patients without cirrhosis or with compensated cirrhosis who do not have evidence of portal hypertension¹



Prior to the initiation of OCALIVA, healthcare providers should determine whether the patient has decompensated cirrhosis (eg, Child-Pugh Class B or C), has had a prior decompensation event, or has compensated cirrhosis with evidence of portal hypertension (eg, ascites, gastroesophageal varices, persistent thrombocytopenia) because OCALIVA is contraindicated in these patients. OCALIVA is also contraindicated in patients with complete biliary obstruction.

OCALIVA can be used as a monotherapy in patients who cannot tolerate UDCA¹

Patient management¹

- Continue to closely monitor at-risk^a patients for new evidence of portal hypertension^b or increases above the ULN in total bilirubin, direct bilirubin, or prothrombin time to determine whether drug discontinuation is needed
- Permanently discontinue OCALIVA in patients who:
 - develop laboratory or clinical evidence of hepatic decompensation (eg, ascites, jaundice, variceal bleeding, hepatic encephalopathy)
 - have compensated cirrhosis and develop evidence of portal hypertension^a
 - experience clinically significant hepatic adverse reactions, or
 - develop complete biliary obstruction

^aPatients with compensated cirrhosis, concomitant hepatic disease (eg, autoimmune hepatitis, alcoholic liver disease), and/or severe intercurrent illness.

^bEg, ascites, gastroesophageal varices, persistent thrombocytopenia.

ALP, alkaline phosphatase; PBC, primary biliary cholangitis.

IMPORTANT SAFETY INFORMATION (cont'd)

Contraindications

OCALIVA is contraindicated in patients with:

- decompensated cirrhosis (e.g., Child-Pugh Class B or C) or a prior decompensation event.
- compensated cirrhosis who have evidence of portal hypertension (e.g., ascites, gastroesophageal varices, persistent thrombocytopenia).
- complete biliary obstruction.

GUIDANCE FOR MANAGING PRURITUS

Re-evaluate patients with pruritus 2 to 4 weeks after the initial dose to ensure that pruritus symptoms are managed and not left untreated.²

Eleven leading experts in the fields of gastroenterology, hepatology, and psychiatry made recommendations related to pruritus management.²

Consider the following management strategies when evaluating patients with new onset or worsening severe pruritus¹

Management strategies for patients with new onset or worsening severe pruritus¹:

Assess pruritus ^a at current daily OCALIVA dosage ^{1,2}		
	IF AT 5 MG ONCE DAILY	IF AT 10 MG ONCE DAILY
None or Mild	Up-titrate to 10 mg ^b once daily	Stay at 10 mg
Moderate	Up-titrate to 10 mg ^b once daily OR stay at 5 mg ^c	Stay at 10 mg
Severe	Reduce to 5 mg every other day ^c OR temporarily pause treatment for up to 2 weeks ^d	Reduce to 5 mg once daily ^c

- Add an antihistamine or bile acid binding resin
- Monitor patients for intolerance (severe pruritus) and reduce or titrate the dose based on biochemical response and tolerability
- Consider discontinuing OCALIVA treatment in patients who continue to experience persistent, intolerable pruritus despite management strategies

^aPruritus severity can be assessed using objective measurement tools, such as the Visual Analogue Scale (VAS), 5-D Itch Scale, PBC-40 tool, or PBC-27 tool.²

^bAfter the first 3 months, for patients who have not achieved an adequate reduction in ALP and/or total bilirubin and who are tolerating OCALIVA, increase to maximum of 10 mg once daily.¹

^cBased on clinical judgment and patient feedback, which may include factors other than pruritus severity and should reflect patient choice and comfort.²

^dIf treatment is paused for 2 weeks, restart at 5 mg every other day, then gradually up-titrate to 5 mg daily and, if tolerated, to 10 mg daily.²

IMPORTANT SAFETY INFORMATION (cont'd)

Warnings and Precautions

Hepatic Decompensation and Failure in PBC Patients with Cirrhosis

Hepatic decompensation and failure, sometimes fatal or resulting in liver transplant, have been reported with OCALIVA treatment in PBC patients with cirrhosis, either compensated or decompensated. Among postmarketing cases reporting it, median time to hepatic decompensation (e.g., new onset ascites) was 4 months for patients with compensated cirrhosis; median time to a new decompensation event (e.g., hepatic encephalopathy) was 2.5 months for patients with decompensated cirrhosis. Some of these cases occurred in patients with decompensated cirrhosis when they were treated with higher than the recommended dosage for that patient population; however, cases of hepatic decompensation and failure have continued to be reported in patients with decompensated cirrhosis even when they received the recommended dosage.

OUR COMMITMENT TO ACCESS AND ADHERENCE

When you prescribe OCALIVA® (obeticholic acid) for your patients, **Interconnect®** provides them with comprehensive, personalized support that helps them **start and stay on therapy**.

Interconnect Support Services includes:

FINANCIAL ASSISTANCE	Help patients understand current benefits and explore other financial assistance options.
TREATMENT SUPPORT AND EDUCATION	Personalized support to provide patients with resources and educational tools.
GETTING STARTED	Scan the QR code below and complete the enrollment form (also available on interconnectsupport.com) to get your patients started today.

87% of patients enrolled in Interconnect stayed on OCALIVA over a 6-month period, compared to 77% working with a specialty pharmacy alone^{3,a}

Interconnect
SUPPORT SERVICES

Prescribe OCALIVA today

1-844-622-ICPT

interconnectsupport.com



^aPercentages based on specialty pharmacy data captured by the Intercept data warehouse in 2019.³

IMPORTANT SAFETY INFORMATION (cont'd)

Warnings and Precautions (cont'd)

Severe Pruritus

Severe pruritus was reported in 23% of patients in the OCALIVA 10 mg arm, 19% of patients in the OCALIVA titration arm, and 7% of patients in the placebo arm in a 12-month double-blind randomized controlled clinical trial of 216 patients. Severe pruritus was defined as intense or widespread itching, interfering with activities of daily living, or causing severe sleep disturbance, or intolerable discomfort, and typically requiring medical interventions. Consider clinical evaluation of patients with new onset or worsening severe pruritus. Management strategies include the addition of bile acid binding resins or antihistamines, OCALIVA dosage reduction, and/or temporary interruption of OCALIVA dosing.

Reduction in HDL-C



Patients with PBC generally exhibit hyperlipidemia characterized by a significant elevation in total cholesterol primarily due to increased levels of high-density lipoprotein-cholesterol (HDL-C). Dose-dependent reductions from baseline in mean HDL-C levels were observed at 2 weeks in OCALIVA-treated patients, 20% and 9% in the 10 mg and titration arms, respectively, compared to 2% in the placebo arm. Monitor patients for changes in serum lipid levels during treatment. For patients who do not respond to OCALIVA after 1 year at the highest recommended dosage that can be tolerated (maximum of 10 mg once daily), and who experience a reduction in HDL-C, weigh the potential risks against the benefits of continuing treatment.

Please see additional Important Safety Information throughout and the accompanying **Full Prescribing Information**, including **Boxed WARNING**, for OCALIVA 5 mg and 10 mg tablets.

IMPORTANT INSTRUCTIONS

Prior to the initiation of OCALIVA: Refer to the accompanying Full Prescribing Information to determine starting dose and patient monitoring information.

- Routinely monitor patients during OCALIVA treatment for biochemical response, tolerability, and progression of PBC¹

How supplied/storage ¹		
	5 mg	OCALIVA is available as an off-white to yellow, round tablet debossed with "INT" on one side and "5" on the other side — 30 tablets (NDC 69516-005-30)
	10 mg	OCALIVA is available as an off-white to yellow, triangular tablet debossed with "INT" on one side and "10" on the other side — 30 tablets (NDC 69516-010-30)

- OCALIVA tablets should be stored at 20 °C-25 °C (68 °F-77 °F); excursions permitted to 15 °C-30 °C (59 °F-86 °F)

IMPORTANT SAFETY INFORMATION (cont'd)

Warnings and Precautions (cont'd)

Hepatic Decompensation and Failure in PBC Patients with Cirrhosis (cont'd)

Hepatotoxicity was observed in the OCALIVA clinical trials. A dose-response relationship was observed for the occurrence of hepatic adverse reactions including jaundice, worsening ascites, and primary biliary cholangitis flare with dosages of OCALIVA of 10 mg once daily to 50 mg once daily (up to 5-times the highest recommended dosage), as early as one month after starting treatment with OCALIVA in two 3-month, placebo-controlled clinical trials in patients with primarily early stage PBC.

Routinely monitor patients for progression of PBC, including hepatic adverse reactions, with laboratory and clinical assessments to determine whether drug discontinuation is needed. Closely monitor patients with compensated cirrhosis, concomitant hepatic disease (e.g., autoimmune hepatitis, alcoholic liver disease), and/or with severe intercurrent illness for new evidence of portal hypertension (e.g., ascites, gastroesophageal varices, persistent thrombocytopenia) or increases above the upper limit of normal in total bilirubin, direct bilirubin, or prothrombin time to determine whether drug discontinuation is needed. Permanently discontinue OCALIVA in patients who develop laboratory or clinical evidence of hepatic decompensation (e.g., ascites, jaundice, variceal bleeding, hepatic encephalopathy), have compensated cirrhosis and develop evidence of portal hypertension (e.g., ascites, gastroesophageal varices, persistent thrombocytopenia), experience clinically significant hepatic adverse reactions, or develop complete biliary obstruction. If severe intercurrent illness occurs, interrupt treatment with OCALIVA and monitor the patient's liver function. After resolution of the intercurrent illness, consider the potential risks and benefits of restarting OCALIVA treatment.

Please see additional Important Safety Information throughout and the accompanying **Full Prescribing Information**, including **Boxed WARNING**, for OCALIVA 5 mg and 10 mg tablets.



IMPORTANT SAFETY INFORMATION (cont'd)

Adverse Reactions

The most common adverse reactions ($\geq 5\%$) are: pruritus, fatigue, abdominal pain and discomfort, rash, oropharyngeal pain, dizziness, constipation, arthralgia, thyroid function abnormality, and eczema.

Drug Interactions

- **Bile Acid Binding Resins**

Bile acid binding resins such as cholestyramine, colestipol, or colesevelam adsorb and reduce bile acid absorption and may reduce the absorption, systemic exposure, and efficacy of OCALIVA. If taking a bile acid binding resin, take OCALIVA at least 4 hours before or 4 hours after taking the bile acid binding resin, or at as great an interval as possible.

- **Warfarin**

The International Normalized Ratio (INR) decreased following coadministration of warfarin and OCALIVA. Monitor INR and adjust the dose of warfarin, as needed, to maintain the target INR range when co-administering OCALIVA and warfarin.

- **CYP1A2 Substrates with Narrow Therapeutic Index**

Obeticholic acid may increase the exposure to concomitant drugs that are CYP1A2 substrates. Therapeutic monitoring of CYP1A2 substrates with a narrow therapeutic index (e.g., theophylline and tizanidine) is recommended when co-administered with OCALIVA.

- **Inhibitors of Bile Salt Efflux Pump**

Avoid concomitant use of inhibitors of the bile salt efflux pump (BSEP) such as cyclosporine. Concomitant medications that inhibit canalicular membrane bile acid transporters such as the BSEP may exacerbate accumulation of conjugated bile salts including taurine conjugate of obeticholic acid in the liver and result in clinical symptoms. If concomitant use is deemed necessary, monitor serum transaminases and bilirubin.

References: **1.** OCALIVA full prescribing information. Morristown, NJ: Intercept Pharmaceuticals, Inc; 2022. **2.** Pate J, Gutierrez JA, Frenette CT, et al. Practical strategies for pruritus management in the obeticholic acid-treated patient with PBC: proceedings from the 2018 expert panel. *BMJ Open Gastroenterol.* 2019;6(1):e000256. doi:10.1136/bmjgast-2018-000256 **3.** Data on file: US-REF-PB-0449.

To learn more about OCALIVA,
please visit [OCALIVAhcp.com](https://www.ocalivahcp.com)



For more information about Intercept Pharmaceuticals, Inc., please visit [interceptpharma.com](https://www.interceptpharma.com)

Please see additional Important Safety Information throughout and the accompanying **Full Prescribing Information**, including **Boxed WARNING**, for OCALIVA 5 mg and 10 mg tablets.

To report SUSPECTED ADVERSE REACTIONS, contact Intercept Pharmaceuticals, Inc. at 1-844-782-ICPT or FDA at 1-800-FDA-1088 or www.fda.gov/medwatch.



HIGHLIGHTS OF PRESCRIBING INFORMATION

These highlights do not include all the information needed to use OCALIVA® safely and effectively. See full prescribing information for OCALIVA.

OCALIVA® (obeticholic acid) tablets, for oral use
Initial U.S. Approval: 2016

WARNING: HEPATIC DECOMPENSATION AND FAILURE IN PRIMARY BILIARY CHOLANGITIS PATIENTS WITH CIRRHOSIS See full prescribing information for complete boxed warning

- Hepatic decompensation and failure, sometimes fatal or resulting in liver transplant, have been reported with OCALIVA treatment in primary biliary cholangitis (PBC) patients with either compensated or decompensated cirrhosis. (5.1)
- OCALIVA is contraindicated in PBC patients with decompensated cirrhosis, a prior decompensation event, or with compensated cirrhosis who have evidence of portal hypertension. (4)
- Permanently discontinue OCALIVA in patients who develop laboratory or clinical evidence of hepatic decompensation, have compensated cirrhosis and develop evidence of portal hypertension, or experience clinically significant hepatic adverse reactions while on treatment. (2.3, 5.1)

INDICATIONS AND USAGE

OCALIVA, a farnesoid X receptor (FXR) agonist, is indicated for the treatment of adult patients with primary biliary cholangitis (PBC)

- without cirrhosis or
- with compensated cirrhosis who do not have evidence of portal hypertension,

either in combination with ursodeoxycholic acid (UDCA) with an inadequate response to UDCA or as monotherapy in patients unable to tolerate UDCA.

This indication is approved under accelerated approval based on a reduction in alkaline phosphatase (ALP). An improvement in survival or disease-related symptoms has not been established. Continued approval for this indication may be contingent upon verification and description of clinical benefit in confirmatory trials. (1)

DOSAGE AND ADMINISTRATION

Recommended Dosage Regimen

The recommended starting dosage of OCALIVA, for PBC patients without cirrhosis or with compensated cirrhosis who do not have evidence of portal hypertension, who have not achieved an adequate biochemical response to an appropriate dosage of UDCA for at least 1 year or who are intolerant to UDCA follows below:

- Start with a dosage of 5 mg once daily for the first 3 months.
- After the first 3 months, for patients who have not achieved an adequate reduction in ALP and/or total bilirubin and who are tolerating OCALIVA, increase to a maximum dosage of 10 mg once daily. (2.2)

Routinely monitor patients during OCALIVA treatment for biochemical response, tolerability, and progression of PBC. (2.3)

Management of Patients with Intolerable Pruritus

- See full prescribing information for management options. (2.4)

Administration Instructions

- Take with or without food. (2.5)
- For patients taking bile acid binding resins, take OCALIVA at least 4 hours before or 4 hours after taking a bile acid binding resin, or at as great an interval as possible. (7.1)

DOSAGE FORMS AND STRENGTHS

Tablets: 5 mg, 10 mg (3)

CONTRAINDICATIONS

- decompensated cirrhosis (e.g., Child-Pugh Class B or C) or a prior decompensation event (4)
- compensated cirrhosis with evidence of portal hypertension (e.g., ascites, gastroesophageal varices, persistent thrombocytopenia) (4)
- complete biliary obstruction (4)

WARNINGS AND PRECAUTIONS

- **Hepatic Decompensation and Failure in PBC Patients with Cirrhosis:** Routinely monitor patients for progression of PBC, including hepatic adverse reactions, with laboratory and clinical assessments. Closely monitor patients at risk of hepatic decompensation. Permanently discontinue in patients who develop laboratory or clinical evidence of hepatic decompensation; have compensated cirrhosis and develop evidence of portal hypertension; experience clinically significant hepatic adverse reactions; or develop complete biliary obstruction. Interrupt treatment in patients with severe intercurrent illness. (2.3, 4, 5.1)
- **Severe Pruritus:** Management strategies include the addition of bile acid binding resins or antihistamines; OCALIVA dosage reduction and/or temporary dosing interruption. (2.4, 5.2)
- **Reduction in HDL-C:** Monitor for changes in serum lipid levels during treatment. (5.3)

ADVERSE REACTIONS

Most common adverse reactions ($\geq 5\%$) are: pruritus, fatigue, abdominal pain and discomfort, rash, oropharyngeal pain, dizziness, constipation, arthralgia, thyroid function abnormality, and eczema. (6.1)

To report SUSPECTED ADVERSE REACTIONS, contact Intercept Pharmaceuticals at 1-844-782-ICPT or FDA at 1-800-FDA-1088 or www.fda.gov/medwatch.

DRUG INTERACTIONS

- **Warfarin:** Potential for decreased INR; monitor INR and adjust the dosage of warfarin, as needed, to maintain the target INR range. (7.2)
- **CYP1A2 Substrates with Narrow Therapeutic Index (e.g., theophylline and tizanidine):** Potential for increased exposure to CYP1A2 substrates; monitor drug concentrations of CYP1A2 substrates with narrow therapeutic index. (7.3)
- **Inhibitors of Bile Salt Efflux Pump (e.g., cyclosporine):** Avoid use. If concomitant use is necessary, monitor serum transaminases and bilirubin. (7.4)

See 17 for PATIENT COUNSELING INFORMATION and Medication Guide.

Revised: 5/2022

FULL PRESCRIBING INFORMATION: CONTENTS*

WARNING: HEPATIC DECOMPENSATION AND FAILURE IN PRIMARY BILIARY CHOLANGITIS PATIENTS WITH CIRRHOSIS

1 INDICATIONS AND USAGE

2 DOSAGE AND ADMINISTRATION

2.1 Important Dosage and Administration Instructions

2.2 Recommended Dosage Regimen

2.3 Monitoring to Assess Safety, Need for OCALIVA Discontinuation

2.4 Management of Patients with Intolerable Pruritus on OCALIVA

2.5 Administration Instructions

3 DOSAGE FORMS AND STRENGTHS

4 CONTRAINDICATIONS

5 WARNINGS AND PRECAUTIONS

5.1 Hepatic Decompensation and Failure in PBC Patients with Cirrhosis

5.2 Severe Pruritus

5.3 Reduction in HDL-C

6 ADVERSE REACTIONS

6.1 Clinical Trials Experience

6.2 Postmarketing Experience

7 DRUG INTERACTIONS

7.1 Bile Acid Binding Resins

7.2 Warfarin

7.3 CYP1A2 Substrates with Narrow Therapeutic Index

7.4 Inhibitors of Bile Salt Efflux Pump

8 USE IN SPECIFIC POPULATIONS

8.1 Pregnancy

8.2 Lactation

8.4 Pediatric Use

- 8.5 Geriatric Use
- 8.6 Hepatic Impairment

10 OVERDOSAGE

11 DESCRIPTION

12 CLINICAL PHARMACOLOGY

- 12.1 Mechanism of Action
- 12.2 Pharmacodynamics
- 12.3 Pharmacokinetics

13 NONCLINICAL TOXICOLOGY

- 13.1 Carcinogenesis, Mutagenesis, Impairment of Fertility

14 CLINICAL STUDIES

16 HOW SUPPLIED/STORAGE AND HANDLING

17 PATIENT COUNSELING INFORMATION

*Sections or subsections omitted from the full prescribing information are not listed.

FULL PRESCRIBING INFORMATION

WARNING: HEPATIC DECOMPENSATION AND FAILURE IN PRIMARY BILIARY CHOLANGITIS PATIENTS WITH CIRRHOSIS

- Hepatic decompensation and failure, sometimes fatal or resulting in liver transplant, have been reported with OCALIVA treatment in primary biliary cholangitis (PBC) patients with either compensated or decompensated cirrhosis [see *Warnings and Precautions (5.1)*].
- OCALIVA is contraindicated in PBC patients with decompensated cirrhosis, a prior decompensation event, or with compensated cirrhosis who have evidence of portal hypertension [see *Contraindications (4)*].
- Permanently discontinue OCALIVA in patients who develop laboratory or clinical evidence of hepatic decompensation; have compensated cirrhosis and develop evidence of portal hypertension; or experience clinically significant hepatic adverse reactions while on treatment [see *Dosage and Administration (2.3)*, *Warnings and Precautions (5.1)*].

1 INDICATIONS AND USAGE

OCALIVA[®] is indicated for the treatment of adult patients with primary biliary cholangitis (PBC)

- without cirrhosis or
- with compensated cirrhosis who do not have evidence of portal hypertension,

either in combination with ursodeoxycholic acid (UDCA) with an inadequate response to UDCA or as monotherapy in patients unable to tolerate UDCA.

This indication is approved under accelerated approval based on a reduction in alkaline phosphatase (ALP) [see *Clinical Studies (14)*]. An improvement in survival or disease-related symptoms has not been established. Continued approval for this indication may be contingent upon verification and description of clinical benefit in confirmatory trials.

2 DOSAGE AND ADMINISTRATION

2.1 Important Dosage and Administration Instructions

Prior to the initiation of OCALIVA, healthcare providers should determine whether the patient has decompensated cirrhosis (e.g., Child-Pugh Class B or C), has had a prior decompensation event, or has compensated cirrhosis with evidence of portal hypertension (e.g., ascites, gastroesophageal varices, persistent thrombocytopenia) because OCALIVA is contraindicated in these patients [see *Contraindications (4)*, *Warnings and Precautions (5.1)*].

2.2 Recommended Dosage Regimen

The recommended dosage of OCALIVA for PBC patients without cirrhosis or with compensated cirrhosis who do not have evidence of portal hypertension, who have not achieved an adequate biochemical response to an appropriate dosage of UDCA for at least 1 year or are intolerant to UDCA [see *Clinical Studies (14)*] follows below:

- Start with a dosage of 5 mg once daily for the first 3 months.
- After the first 3 months, for patients who have not achieved an adequate reduction in ALP and/or total bilirubin and who are tolerating OCALIVA, increase to a maximum dosage of 10 mg once daily.

2.3 Monitoring to Assess Safety, Need for OCALIVA Discontinuation

Routinely monitor patients during OCALIVA treatment for biochemical response, tolerability, and progression of PBC. Closely monitor patients with compensated cirrhosis, concomitant hepatic disease (e.g., autoimmune hepatitis, alcoholic liver disease), and/or severe intercurrent illness for new evidence of portal hypertension (e.g., ascites, gastroesophageal varices, persistent thrombocytopenia) or increases above the upper limit of normal in total bilirubin, direct bilirubin, or prothrombin time. Permanently discontinue OCALIVA in patients who develop laboratory or clinical evidence of hepatic decompensation, have compensated cirrhosis and develop evidence of portal hypertension, experience clinically significant hepatic adverse reactions, or develop complete biliary obstruction [see *Contraindications (4)*, *Warnings and Precautions (5.1)*].

2.4 Management of Patients with Intolerable Pruritus on OCALIVA

For patients with intolerable pruritus on OCALIVA, consider one or more of the following management strategies:

- Add an antihistamine or bile acid binding resin [see *Dosage and Administration (2.5)*, *Clinical Studies (14)*].
- Reduce the dosage of OCALIVA to:
 - 5 mg every other day, for patients intolerant to 5 mg once daily.
 - 5 mg once daily, for patients intolerant to 10 mg once daily.
- Temporarily interrupt OCALIVA dosing for up to 2 weeks. Restart at a reduced dosage.

For patients whose dosage is reduced or interrupted, titrate the dosage based on biochemical response and tolerability [see *Dosage and Administration (2.2)*].

Consider discontinuing OCALIVA treatment in patients who continue to experience persistent, intolerable pruritus despite management strategies [see *Warnings and Precautions (5.2)*].

2.5 Administration Instructions

- Take OCALIVA with or without food.

- For patients taking a bile acid binding resin, take OCALIVA at least 4 hours before or 4 hours after taking the bile acid binding resin, or at as great an interval as possible [*see Drug Interactions (7.1), Clinical Studies (14)*].

3 DOSAGE FORMS AND STRENGTHS

OCALIVA is available as:

- 5 mg tablet: Off white to yellow, round tablet debossed with “INT” on one side and “5” on the other side.
- 10 mg tablet: Off white to yellow, triangular tablet debossed with “INT” on one side and “10” on the other side.

4 CONTRAINDICATIONS

OCALIVA is contraindicated in patients with:

- decompensated cirrhosis (e.g., Child-Pugh Class B or C) or a prior decompensation event [*see Warnings and Precautions (5.1)*].
- compensated cirrhosis who have evidence of portal hypertension (e.g., ascites, gastroesophageal varices, persistent thrombocytopenia) [*see Warnings and Precautions (5.1)*].
- complete biliary obstruction.

5 WARNINGS AND PRECAUTIONS

5.1 Hepatic Decompensation and Failure in PBC Patients with Cirrhosis

Hepatic decompensation and failure, sometimes fatal or resulting in liver transplant, have been reported with OCALIVA treatment in PBC patients with cirrhosis, either compensated or decompensated. Among postmarketing cases reporting it, median time to hepatic decompensation (e.g., new onset ascites) was 4 months for patients with compensated cirrhosis; median time to a new decompensation event (e.g., hepatic encephalopathy) was 2.5 months for patients with decompensated cirrhosis.

Some of these cases occurred in patients with decompensated cirrhosis when they were treated with higher than the recommended dosage for that patient population; however, cases of hepatic decompensation and failure have continued to be reported in patients with decompensated cirrhosis even when they received the recommended dosage.

Hepatotoxicity was observed in the OCALIVA clinical trials. A dose-response relationship was observed for the occurrence of hepatic adverse reactions including jaundice, worsening ascites, and primary biliary cholangitis flare with dosages of OCALIVA of 10 mg once daily to 50 mg once daily (up to 5-times the highest recommended dosage), as early as one month after starting treatment with OCALIVA in two 3-month, placebo-controlled clinical trials in patients with primarily early stage PBC [*see Overdosage (10)*].

In a pooled analysis of three placebo-controlled clinical trials in patients with primarily early stage PBC, the exposure-adjusted incidence rates for all serious and otherwise clinically significant hepatic adverse reactions, and isolated elevations in liver biochemical tests, per 100 patient exposure years (PEY) were: 5.2 in the OCALIVA 10 mg group (highest recommended dosage), 19.8 in the OCALIVA 25 mg group (2.5-times the highest recommended dosage) and 54.5 in the OCALIVA 50 mg group (5-times the highest recommended dosage) compared to 2.4 in the placebo group.

Patient Management

Routinely monitor patients for progression of PBC, including hepatic adverse reactions, with laboratory and clinical assessments to determine whether drug discontinuation is needed [see *Dosage and Administration (2.3)*].

Closely monitor patients with compensated cirrhosis, concomitant hepatic disease (e.g., autoimmune hepatitis, alcoholic liver disease), and/or with severe intercurrent illness for new evidence of portal hypertension (e.g., ascites, gastroesophageal varices, persistent thrombocytopenia) or increases above the upper limit of normal in total bilirubin, direct bilirubin, or prothrombin time to determine whether drug discontinuation is needed [see *Dosage and Administration (2.3)*].

Permanently discontinue OCALIVA in patients who:

- develop laboratory or clinical evidence of hepatic decompensation (e.g., ascites, jaundice, variceal bleeding, hepatic encephalopathy) [see *Contraindications (4)*].
- have compensated cirrhosis and develop evidence of portal hypertension (e.g., ascites, gastroesophageal varices, persistent thrombocytopenia) [see *Contraindications (4)*].
- experience clinically significant hepatic adverse reactions.
- develop complete biliary obstruction [see *Contraindications (4)*].

If severe intercurrent illness occurs, interrupt treatment with OCALIVA and monitor the patient's liver function. After resolution of the intercurrent illness, consider the potential risks and benefits of restarting OCALIVA treatment.

5.2 Severe Pruritus

Severe pruritus was reported in 23% of patients in the OCALIVA 10 mg arm, 19% of patients in the OCALIVA titration arm, and 7% of patients in the placebo arm in Trial 1, a 12-month double-blind randomized controlled clinical trial of 216 patients [see *Adverse Reactions (6.1)*]. Severe pruritus was defined as intense or widespread itching, interfering with activities of daily living, or causing severe sleep disturbance, or intolerable discomfort, and typically requiring medical interventions. In the subgroup of patients in the OCALIVA titration arm who increased their dosage from 5 mg once daily to 10 mg once daily after 6 months of treatment (n=33), the incidence of severe pruritus was 0% from Months 0 to 6 and 15% from Months 6 to 12. The median time to onset of severe pruritus was 11, 158, and 75 days for patients in the OCALIVA 10 mg, OCALIVA titration, and placebo arms, respectively.

Consider clinical evaluation of patients with new onset or worsening severe pruritus. Management strategies include the addition of bile acid binding resins or antihistamines, OCALIVA dosage reduction, and/or temporary interruption of OCALIVA dosing [see *Dosage and Administration (2.4)*].

5.3 Reduction in HDL-C

Patients with PBC generally exhibit hyperlipidemia characterized by a significant elevation in total cholesterol primarily due to increased levels of high-density lipoprotein-cholesterol (HDL-C). In Trial 1, dose-dependent reductions from baseline in mean HDL-C levels were observed at 2 weeks in OCALIVA-treated patients, 20% and 9% in the 10 mg and titration arms, respectively, compared to 2% in the placebo arm. At Month 12, the reduction from baseline in mean HDL-C level was 19% in the OCALIVA 10 mg arm, 12% in the OCALIVA titration arm, and 2% in the placebo arm. Nine patients in the OCALIVA 10 mg arm, 6 patients in the OCALIVA titration arm, versus 3 patients in the placebo arm had reductions in HDL-C to less than 40 mg/dL.

Monitor patients for changes in serum lipid levels during treatment. For patients who do not respond to OCALIVA after 1 year at the highest recommended dosage that can be tolerated (maximum of 10 mg once daily), and who experience a reduction in HDL-C, weigh the potential risks against the benefits of continuing treatment.

6 ADVERSE REACTIONS

The following clinically significant adverse reactions are described elsewhere in labeling:

- Hepatic Decompensation and Failure in PBC Patients with Cirrhosis [*see Warnings and Precautions (5.1)*]
- Severe Pruritus [*see Warnings and Precautions (5.2)*]
- Reduction in HDL-C [*see Warnings and Precautions (5.3)*]

6.1 Clinical Trials Experience

Because clinical trials are conducted under widely varying conditions, adverse reaction rates observed in the clinical trials of a drug cannot be directly compared to rates in the clinical trials of another drug and may not reflect the rates observed in practice.

A total of 432 patients with PBC were studied in three double-blind, placebo-controlled clinical trials. Of these patients, 290 were treated with OCALIVA for at least 6 months, 232 were treated for at least 12 months, and 70 were treated for at least 2 years. There were 131 patients who received OCALIVA 10 mg once daily and 70 who received OCALIVA 5 mg once daily.

In Trial 1, 216 patients were randomized (1:1:1) to receive either:

- OCALIVA 10 mg once daily for the entire 12 months of the trial (n=73)
- OCALIVA titration (5 mg once daily for the initial 6 months, with the option to increase to 10 mg once daily for the last 6 months, in patients who were tolerating OCALIVA, but had ALP 1.67-times ULN or greater, and/or total bilirubin greater than ULN, or less than 15% ALP reduction) (n=70); or
- placebo (n=73).

During the trial, OCALIVA or placebo was administered in combination with UDCA in 93% of patients and as monotherapy in 7% of patients who were unable to tolerate UDCA. The overall discontinuation

rate was 12% in the OCALIVA 10 mg arm, 10% in the OCALIVA titration arm, and 4% in the placebo arm.

The recommended starting dosage of OCALIVA is 5 mg orally once daily for 3 months with titration to 10 mg once daily based upon tolerability and response [see *Dosage and Administration (2.2)*]. Initiation of therapy with OCALIVA 10 mg once daily is not recommended due to an increased risk of pruritus.

The most common adverse reactions in Trial 1 occurring in at least 5% of patients in either OCALIVA treatment arm and at an incidence at least 1% higher than the placebo treatment arm are shown in [Table 1](#).

Table 1: Most Common Adverse Reactions in Adult Patients with PBC in Trial 1 by Treatment Arm with or without UDCA^a

Adverse Reaction ^b	OCALIVA 10 mg N=73	OCALIVA Titration ^c N=70	Placebo N=73
	%	%	
Pruritus ^d	70	56	38
Fatigue ^e	25	19	15
Abdominal pain and discomfort ^f	10	19	14
Rash ^g	10	7	8
Arthralgia	10	6	4
Oropharyngeal pain	8	7	1
Dizziness ^h	7	7	5
Constipation	7	7	5
Peripheral Edema	7	3	3
Palpitations	7	3	1
Pyrexia	7	0	1
Thyroid function abnormality ⁱ	4	6	3
Eczema	3	6	0

^a In the trial there were 16 patients (7%) who were intolerant and did not receive concomitant UDCA: 6 patients (8%) in the OCALIVA 10 mg arm, 5 patients (7%) in the OCALIVA titration arm, and 5 patients (7%) in the placebo arm.

^b Occurring in greater than or equal to 5% of patients in either OCALIVA treatment arm and at an incidence greater than or equal to 1% higher than in the placebo treatment arm.

^c Patients randomized to OCALIVA titration received OCALIVA 5 mg once daily for the initial 6-month period. At Month 6, patients who were tolerating OCALIVA, but had an ALP 1.67-times ULN or greater, and/or total bilirubin greater than ULN, or less than 15% ALP reduction were eligible for titration from 5 mg once daily to 10 mg once daily for the final 6 months of the trial.

^d Includes skin eruptions, prurigo, pruritus, pruritus generalized, eye pruritus, ear pruritus, anal pruritus, vulvovaginal pruritus, rash pruritic.

^e Includes fatigue, tiredness, asthenia.

^f Includes abdominal pain upper, abdominal pain, abdominal discomfort, abdominal pain lower, abdominal tenderness, gastrointestinal pain.

^g Includes urticaria, rash, rash macular, rash papular, rash maculo-papular, heat rash, urticaria cholinergic.

^h Includes dizziness, syncope, presyncope.

ⁱ Includes thyroxine free decreased, blood thyroid stimulating hormone increased, hypothyroidism.

Hepatic Adverse Reactions

In Trial 1, the following serious or otherwise clinically significant hepatic adverse reactions were reported at the recommended dosage of OCALIVA: one patient in the OCALIVA 10 mg treatment arm experienced ascites; one patient in the OCALIVA titration treatment arm experienced two episodes of ascites and four episodes of hepatic encephalopathy; one patient in the placebo treatment arm experienced variceal bleeding.

Pruritus

Approximately 60% of patients had a history of pruritus upon enrollment in Trial 1. Treatment-emergent pruritus, including all the terms described in [Table 1](#), generally started within the first month following the initiation of treatment with OCALIVA.

The incidence of pruritus was higher in patients who started on OCALIVA 10 mg once daily relative to the OCALIVA titration arm, 70% and 56%, respectively. Discontinuation rates due to pruritus were also higher in patients who started on OCALIVA 10 mg once daily relative to the OCALIVA titration arm, 10% and 1%, respectively.

The number of patients with pruritus who required an intervention (e.g., dosage adjustment, treatment interruption, or initiation of bile acid binding resin or antihistamine) was 30 of 51 patients (59%) in the OCALIVA 10 mg arm, 24 of 39 patients (62%) in the OCALIVA titration arm, and 14 of 28 patients (50%) in the placebo arm.

6.2 Postmarketing Experience

The following adverse reactions have been identified during post-approval use of OCALIVA. Because these reactions are reported voluntarily from a population of uncertain size, it is not always possible to reliably estimate their frequency or establish a causal relationship to drug exposure, particularly in PBC patients who have progressive liver disease.

Hepatobiliary Disorders: liver failure, new onset cirrhosis, increased direct and total bilirubin, new or worsening of jaundice [*see Warnings and Precautions (5.1)*].

7 DRUG INTERACTIONS

7.1 Bile Acid Binding Resins

Bile acid binding resins such as cholestyramine, colestipol, or colesevelam adsorb and reduce bile acid absorption and may reduce the absorption, systemic exposure, and efficacy of OCALIVA. If taking a bile acid binding resin, take OCALIVA at least 4 hours before or 4 hours after taking the bile acid binding resin, or at as great an interval as possible [*see Dosage and Administration (2.5)*].

7.2 Warfarin

The International Normalized Ratio (INR) decreased following coadministration of warfarin and OCALIVA [see *Clinical Pharmacology (12.3)*]. Monitor INR and adjust the dosage of warfarin, as needed, to maintain the target INR range when co-administering OCALIVA and warfarin.

7.3 CYP1A2 Substrates with Narrow Therapeutic Index

Obeticholic acid may increase the exposure to concomitant drugs that are CYP1A2 substrates [see *Clinical Pharmacology (12.3)*]. Therapeutic monitoring of CYP1A2 substrates with a narrow therapeutic index (e.g., theophylline and tizanidine) is recommended when co-administered with OCALIVA.

7.4 Inhibitors of Bile Salt Efflux Pump

Avoid concomitant use of inhibitors of the bile salt efflux pump (BSEP) such as cyclosporine [see *Clinical Pharmacology (12.3)*]. Concomitant medications that inhibit canalicular membrane bile acid transporters such as the BSEP may exacerbate accumulation of conjugated bile salts including taurine conjugate of obeticholic acid in the liver and result in clinical symptoms. If concomitant use is deemed necessary, monitor serum transaminases and bilirubin.

8 USE IN SPECIFIC POPULATIONS

8.1 Pregnancy

Risk Summary

The limited available human data on the use of obeticholic acid during pregnancy are not sufficient to inform a drug-associated risk. In animal reproduction studies, no developmental abnormalities or fetal harm was observed when pregnant rats or rabbits were administered obeticholic acid during the period of organogenesis at exposures approximately 13-times and 6-times human exposures, respectively, at the maximum recommended human dose (MRHD) of 10 mg [see *Data below*].

The estimated background risks of major birth defects and miscarriage for the indicated population are unknown. In the U.S. general population, the estimated background risk of major birth defects and miscarriage in clinically recognized pregnancies is 2% to 4% and 15% to 20%, respectively.

Data

Animal Data

In an embryo-fetal development study in rats, obeticholic acid was administered orally during the period of organogenesis at doses of 5, 25, and 75 mg/kg/day. At 25 mg/kg/day (a dose that produced systemic exposures approximately 13-times those in humans at the MRHD of 10 mg), there was no maternal or developmental toxicity. At 75 mg/kg/day (approximately 40-times the human exposure at the MRHD), decreased fetal body weights and increased numbers of early or late resorptions and nonviable fetuses were observed. In maternal animals, mortality, fetal loss, decreased body weight and food consumption as well as decreased body weight gain were observed at 75 mg/kg/day. Thus, the developmental toxicity observed at this dose may be secondary to maternal toxicity. In rabbits, obeticholic acid was administered orally during the period of organogenesis at doses of 3, 9, and 20 mg/kg/day. Obeticholic

acid administered at doses up to 20 mg/kg/day (approximately 6-times the human exposure at the MRHD) was not teratogenic and did not produce any evidence of fetal harm.

In a pre- and post-natal development study, administration of obeticholic acid in rats during organogenesis through lactation at doses of 5, 25, and 40 mg/kg/day did not produce effects on pregnancy, parturition, or postnatal development at any dose (the 40 mg/kg/day dose is approximately 21-times the human exposure at the MRHD).

Obeticholic acid exposure margins were calculated using systemic exposure (AUC) values of obeticholic acid plus obeticholic acid's active metabolite conjugates (tauro-obeticholic acid and glyco-obeticholic acid) in animals (at the indicated doses) and in humans at the MRHD of 10 mg.

8.2 Lactation

Risk Summary

There is no information on the presence of obeticholic acid in human milk, the effects on the breast-fed infant or the effects on milk production. The developmental and health benefits of breastfeeding should be considered along with the mother's clinical need for OCALIVA and any potential adverse effects on the breastfed infant from OCALIVA or from the underlying maternal condition.

8.4 Pediatric Use

The safety and effectiveness of OCALIVA in pediatric patients have not been established.

8.5 Geriatric Use

Of the 201 patients in clinical trials of OCALIVA who received the recommended dosage (5 mg or 10 mg once daily), 41 (20%) were 65 years of age and older, while 9 (4%) were 75 years of age and older. No overall differences in safety or effectiveness were observed between these patients and patients less than 65 years of age, but greater sensitivity of some older individuals cannot be ruled out.

8.6 Hepatic Impairment

Hepatic decompensation and failure, sometimes fatal or resulting in liver transplant, have been reported with OCALIVA treatment in PBC patients with cirrhosis, either compensated or decompensated [*see Warnings and Precautions (5.1)*]. OCALIVA is contraindicated in patients with decompensated cirrhosis (e.g., Child-Pugh Class B or C), in those with a prior decompensation event, or with compensated cirrhosis who have evidence of portal hypertension (e.g., ascites, gastroesophageal varices, persistent thrombocytopenia) [*see Contraindications (4)*].

In PBC clinical trials, a dose-response relationship was observed for the occurrence of hepatic adverse reactions with OCALIVA [*see Warnings and Precautions (5.1)*].

Plasma exposure to obeticholic acid and its active conjugates, increases significantly in patients with moderate to severe hepatic impairment [*see Clinical Pharmacology (12.3)*].

Routinely monitor patients for progression of PBC with laboratory and clinical assessments. Closely monitor patients with compensated cirrhosis, concomitant hepatic disease, and/or severe intercurrent illness for new evidence of portal hypertension (e.g., ascites, gastroesophageal varices, persistent thrombocytopenia) or increases above the upper limit of normal in total bilirubin, direct bilirubin, or

12 CLINICAL PHARMACOLOGY

12.1 Mechanism of Action

Obeticholic acid is an agonist for FXR, a nuclear receptor expressed in the liver and intestine. FXR is a key regulator of bile acid, inflammatory, fibrotic, and metabolic pathways. FXR activation decreases the intracellular hepatocyte concentrations of bile acids by suppressing *de novo* synthesis from cholesterol as well as by increased transport of bile acids out of the hepatocytes. These mechanisms limit the overall size of the circulating bile acid pool while promoting choleresis, thus reducing hepatic exposure to bile acids.

12.2 Pharmacodynamics

Dose Titration

In Trial 1, ALP reduction was observed to plateau at approximately 3 months in most patients treated with OCALIVA 5 mg once daily. Increasing the dosage of OCALIVA to 10 mg once daily based on tolerability and response provided additional reduction in ALP in the majority of patients [see [Dosage and Administration \(2.2\)](#), [Clinical Studies \(14\)](#)].

Pharmacodynamic Markers

In Trial 1, administration of OCALIVA 10 mg once daily was associated with a 173% increase in concentrations of FGF-19, an FXR-inducible enterokine involved in bile acid homeostasis, from baseline to Month 12. Concentrations of cholic acid and chenodeoxycholic acid were reduced 2.7 micromolar and 1.4 micromolar, respectively, from baseline to Month 12. The clinical relevance of these findings is unknown.

Cardiac Electrophysiology

At a dose of 10-times the maximum recommended dose, OCALIVA does not prolong the QT interval to any clinically relevant extent.

12.3 Pharmacokinetics

Absorption

Following multiple oral doses of OCALIVA 10 mg once daily, peak plasma concentrations (C_{max}) of obeticholic acid occurred at a median time (T_{max}) of approximately 1.5 hours. The median T_{max} for both the glyco- and tauro-conjugates of obeticholic acid was 10 hours. Coadministration with food did not alter the extent of absorption of obeticholic acid [see [Dosage and Administration \(2.5\)](#)].

Following multiple-dose administration of OCALIVA 5, 10, and 25 mg once daily (2.5-times the highest recommend dosage) for 14 days, systemic exposures of obeticholic acid increased dose proportionally. Exposures to glyco-obeticholic acid and tauro-obeticholic acid, and total obeticholic acid (the sum of obeticholic acid and its two active conjugates) increased more than proportionally with dose. The steady-state systemic exposure (AUC_{0-24h}) achieved on Day 14 of total obeticholic acid was 4.2-, 6.6-, and 7.8- fold the systemic exposure (AUC_{0-24h}) achieved on Day 1 after 5, 10, and 25 mg once daily dosing, respectively.

Distribution

Human plasma protein binding of obeticholic acid and its conjugates is greater than 99%. The volume of distribution of obeticholic acid is 618 L. The volumes of distribution of glyco- and tauro-obeticholic acid have not been determined.

Elimination

Metabolism

Obeticholic acid is conjugated with glycine or taurine in the liver and secreted into bile. These glycine and taurine conjugates of obeticholic acid are absorbed in the small intestine leading to enterohepatic recirculation. The conjugates can be deconjugated in the ileum and colon by intestinal microbiota, leading to the conversion to obeticholic acid that can be reabsorbed or excreted in feces, the principal route of elimination.

After daily administration of obeticholic acid, there was accumulation of the glycine and taurine conjugates of obeticholic acid, which have *in vitro* pharmacological activities similar to the parent drug, obeticholic acid. The metabolite-to-parent ratios of the glycine and taurine conjugates of obeticholic acid were 13.8 and 12.3 respectively, after daily administration. An additional third obeticholic acid metabolite, 3-glucuronide, was formed but was considered to have minimal pharmacologic activity.

Excretion

After administration of radiolabeled obeticholic acid, about 87% of the dose was excreted in feces through biliary secretion. Less than 3% of the dose was excreted in the urine with no detection of obeticholic acid.

Specific Populations

Body weight, Age, Sex Race/Ethnicity: Based on population pharmacokinetic analysis, body weight was a significant predictor of obeticholic acid pharmacokinetics with lower obeticholic acid exposure expected with higher body weight. The body weight effect is not expected to cause a meaningful impact on efficacy. The pharmacokinetics of obeticholic acid would not be expected to be altered based on age, sex, or race/ethnicity.

Renal Impairment: In a single-dose pharmacokinetic study using 25 mg of obeticholic acid (2.5-times the highest recommended dosage), mean AUC of total obeticholic acid was increased by approximately 1.4- to 1.6-fold in subjects with mild (eGFR 60 to 89 mL/min/1.73 m² using the modification of diet in renal disease [MDRD] equation), moderate (eGFR 30 to 59 mL/min/1.73 m² by MDRD), and severe (eGFR 15 to 29 mL/min/1.73 m² by MDRD) renal impairment compared to subjects with normal renal function. This increase is not considered to be clinically meaningful.

Hepatic Impairment: Obeticholic acid is metabolized in the liver. In subjects with mild, moderate, and severe hepatic impairment (Child-Pugh Class A, B, and C, respectively), the mean AUC of total obeticholic acid increased 1.1-, 4- and 17-fold, respectively, compared to subjects with normal hepatic function following single-dose administration of 10 mg OCALIVA [see [Contraindications \(4\)](#), [Warnings and Precautions \(5.1\)](#), [Use in Specific Populations \(8.6\)](#)].

Drug Interaction Studies

Effect of Obeticholic Acid on Other Drugs

Based on *in vitro* studies, obeticholic acid can inhibit CYP3A4. However, an *in vivo* study indicated no inhibition of CYP3A4 by obeticholic acid at the recommended dose of OCALIVA. Obeticholic acid is not expected to inhibit CYPs 2B6, 2C8, 2C9, 2C19, and 2D6, or induce CYPs 1A2, 2B6, 2C8, 2C9, 2C19, and 3A4 at the recommended dose of OCALIVA. Down-regulation of mRNA was observed in a concentration-dependent fashion for CYP1A2 and CYP3A4 by obeticholic acid and its glycine and taurine conjugates.

In vitro studies suggest that there is potential for obeticholic acid and its glycine and taurine conjugates to inhibit OATP1B1 and OATP1B3 (the clinical significance of which is unknown), but not P-gp, BCRP, OAT1, OAT3, OCT2, and MATE transporters, at the recommended dose of OCALIVA.

In vitro studies showed that obeticholic acid and its glycine and taurine conjugates inhibit BSEP in a dose dependent manner. However, an *in vivo* drug interaction due to inhibition of BSEP in patients using the recommended dosage regimen appears unlikely.

Induction of BSEP can occur by FXR activation by obeticholic acid and its conjugates, which are FXR agonists.

Warfarin: Concomitant administration of 25 mg warfarin as a single dose with OCALIVA 10 mg once daily resulted in 13% increase in systemic exposure to S-warfarin and 11% decrease in maximum INR [see [Drug Interactions \(7.2\)](#)].

Caffeine (CYP1A2 substrate): Concomitant administration of 200 mg caffeine as a single dose with OCALIVA 10 mg once daily resulted in a 42% increase in plasma AUC and 6% increase in C_{max} of caffeine [see [Drug Interactions \(7.3\)](#)].

Omeprazole (CYP2C19 substrate): Concomitant administration of 20 mg omeprazole as a single dose with OCALIVA 10 mg once daily resulted in a 32% increase in AUC and a 33% increase in C_{max} of omeprazole. The clinical significance is unknown.

No clinically relevant interactions were seen when the following drugs were administered as single doses concomitantly with OCALIVA 10 mg once daily:

Midazolam 2 mg (CYP3A4 substrate): 2% increase in AUC and C_{max} of midazolam.

Dextromethorphan 30 mg (CYP2D6 substrate): 11% decrease in AUC and 12% decrease in C_{max} of dextromethorphan.

Digoxin 0.25 mg (P-gp substrate): 1% increase in AUC and 3% decrease in C_{max} of digoxin.

Rosuvastatin 20 mg (BCRP, OATP1B1, OATP1B3 substrate): 22% increase in AUC and a 27% increase in C_{max} of rosuvastatin.

Effect of Other Drugs on Obeticholic Acid

In vitro data suggest that obeticholic acid is not metabolized to any significant extent by CYP450 enzymes.

Proton Pump Inhibitors (omeprazole): Concomitant administration of 20 mg omeprazole once daily with OCALIVA 10 mg once daily resulted in a less than 1.2-fold increase in obeticholic acid plasma

exposure. This increase is not expected to be clinically meaningful. Concomitant administration of 40 mg omeprazole once daily with OCALIVA 10 mg once daily was not studied.

BSEP inhibitors: *In vitro* data indicate that tauro-obeticholic acid is a substrate of BSEP [see [Drug Interactions \(7.4\)](#)].

13 NONCLINICAL TOXICOLOGY

13.1 Carcinogenesis, Mutagenesis, Impairment of Fertility

Carcinogenic potential of obeticholic acid was assessed in carcinogenicity studies of up to 2 years in duration in mice and rats. In mice, there were no drug-related neoplastic findings at doses up to 25 mg/kg/day obeticholic acid, a dose that produced systemic exposures approximately 12-times those in humans at the MRHD of 10 mg. In rats, obeticholic acid was administered at doses of 2, 7, and 20 mg/kg/day. At 20 mg/kg/day (approximately 12-times the human exposure at the MRHD), obeticholic acid caused an increase in the incidence of benign granulosa cell tumors in the ovaries and benign granular cell tumors in the cervix and vagina of female rats. There were no drug-related neoplastic findings in male rats.

Obeticholic acid was not genotoxic in the Ames test, a human peripheral blood lymphocyte chromosomal aberration test, and a mouse micronucleus test. The glycine conjugate of obeticholic acid was also not genotoxic in an Ames test and human peripheral blood lymphocyte chromosome aberration test. The taurine conjugate of obeticholic acid was not genotoxic in an Ames test, and was negative in a human peripheral blood lymphocyte chromosomal aberration test in the presence of metabolic activation; the findings of the chromosomal aberration assay in the absence of metabolic activation were inconclusive.

Obeticholic acid, administered at oral doses of 5, 25, and 50 mg/kg/day to male rats for 28 days before mating and throughout the mating period, and to female rats from 14 days before mating through mating and until gestation day 7, did not alter male or female fertility or early embryonic development at any dose (the 50 mg/kg/day dose is approximately 13-times the human exposure at the MRHD).

14 CLINICAL STUDIES

The recommended starting dosage of OCALIVA is 5 mg orally once daily for 3 months with titration to 10 mg once daily based upon tolerability and response [see [Dosage and Administration \(2.2\)](#)]. Initiation of therapy with a starting dosage OCALIVA 10 mg once daily is not recommended due to an increased risk of pruritus [see [Adverse Reactions \(6.1\)](#)].

Trial 1 was a randomized, double-blind, placebo-controlled, 12-month clinical trial which evaluated the safety and efficacy of OCALIVA in 216 patients with PBC who were taking UDCA for at least 12 months (on a stable dosage for at least 3 months), or who were unable to tolerate UDCA and did not receive UDCA for at least 3 months. Patients were included in the trial if the ALP was 1.67-times upper limit of normal (ULN) or greater and/or if total bilirubin was greater than 1-times ULN but less than 2-times ULN. Patients were excluded from the trial if they had other liver disease, presence of clinically significant hepatic decompensation events (i.e., portal hypertension and its complications, cirrhosis with

complications, or hepato-renal syndrome), severe pruritus, or Model for End Stage Liver Disease (MELD) score of 15 or greater.

Patients were randomized (1:1:1) to receive either OCALIVA 10 mg once daily for the entire 12 months of the trial, (n=73); OCALIVA titration (5 mg once daily for the initial 6 months, with the option to increase to 10 mg once daily for the last 6 months if the patient was tolerating OCALIVA but had ALP 1.67-times ULN or greater, and/or total bilirubin greater than ULN, or less than 15% ALP reduction) (n=70); or placebo (n=73). OCALIVA or placebo was administered in combination with UDCA in 93% of patients during the trial and as monotherapy in 7% of patients who were unable to tolerate UDCA.

The primary endpoint was a responder analysis at Month 12, where response was defined as a composite of three criteria: ALP less than 1.67-times the ULN, total bilirubin less than or equal to ULN, and an ALP decrease of at least 15%. The ULN for ALP was defined as 118 U/L for females and 124 U/L for males. The ULN for total bilirubin was defined as 1.1 mg/dL for females and 1.5 mg/dL for males.

The study population was 91% female and 94% white. The mean age was 56 years (range 29 to 86 years). The mean baseline ALP concentration was 323.2 U/L, corresponding to 2.74-times ULN. Approximately 29% of the patients had ALP concentration levels greater than 3-times the ULN. The mean baseline total bilirubin concentration was 0.65 mg/dL and was less than or equal to the ULN in 92% of the enrolled patients. Distribution of patients by Rotterdam disease stage criteria at baseline is shown in [Table 2](#). Cirrhosis was present at baseline in 4 patients (5%) in the OCALIVA 10 mg arm, 7 patients (10%) in the OCALIVA titration arm, and 9 patients (12%) in the placebo arm.

Table 2: Rotterdam Disease Stage Criteria at Baseline in Trial 1 by Treatment Arm with or without UDCA^a

Disease Stage ^b	OCALIVA 10 mg (N=73)	OCALIVA Titration (N=70)	Placebo (N=73)
Early, n (%)	66 (90)	64 (91)	65 (89)
Moderately Advanced, n (%)	7 (10)	6 (9)	8 (11)
Advanced, n (%)	0 (0)	0 (0)	0 (0)

Percentages are based on non-missing values for each time point.

^a In the trial, there were 16 patients (7%) who were intolerant and did not receive concomitant UDCA: 6 patients (8%) in the OCALIVA 10 mg arm, 5 patients (7%) in the OCALIVA titration arm, and 5 patients (7%) in the placebo arm.

^b Early: normal total bilirubin and normal albumin (values less than or equal to ULN and greater than or equal to the lower limit of normal (LLN), respectively), Moderately advanced: abnormal total bilirubin or abnormal albumin, Advanced: abnormal total bilirubin and abnormal albumin. Total bilirubin ULN: 1.1 mg/dL (females) and 1.5 mg/dL (males). Albumin LLN: 35 g/L (females and males).

[Table 3](#) shows the percentage of patients by treatment arm in Trial 1 who achieved a response to the primary composite endpoint at Month 12, and to the individual components of the primary endpoint (i.e., ALP less than 1.67-times the ULN, total bilirubin less than or equal to ULN, and an ALP decrease of at least 15%). A total of 33 patients in the OCALIVA titration arm, who did not achieve a response at 6 months and tolerated OCALIVA, had their dosage increased from 5 mg once daily to 10 mg once daily. Of these 33 patients, 13 (39%) achieved the primary composite endpoint at 12 months.

Table 3: Percentage of Adult Patients with PBC Achieving the Primary Composite Endpoint at Month 12 in Trial 1 by Treatment Arm with or without UDCA^a

	OCALIVA 10 mg (N=73)	OCALIVA Titration^b (N=70)	Placebo (N=73)
Primary Composite Endpoint^c			
Responder rate, (%) ^d [95% CI]	48 [36, 60]	46 [34, 58]	10 [4, 19]
Components of Primary Endpoint^e			
ALP less than 1.67-times ULN, n (%)	40 (55)	33 (47)	12 (16)
Decrease in ALP of at least 15%, n (%)	57 (78)	54 (77)	21 (29)
Total bilirubin less than or equal to ULN ^f , n (%)	60 (82)	62 (89)	57 (78)

^a In the trial, there were 16 patients (7%) who were intolerant and did not receive concomitant UDCA: 6 patients (8%) in the OCALIVA 10 mg arm, 5 patients (7%) in the OCALIVA titration arm, and 5 patients (7%) in the placebo arm.

^b Patients randomized to OCALIVA titration received OCALIVA 5 mg for the initial 6-month period. At Month 6, patients who were tolerating OCALIVA, but had an ALP 1.67-times ULN or greater, and/or total bilirubin greater than ULN, or less than 15% ALP reduction were eligible for titration from 5 mg once daily to 10 mg once daily for the final 6 months of the trial.

^c Percentage of patients achieving a response, defined as an ALP less than 1.67-times the ULN, total bilirubin less than or equal to the ULN, and an ALP decrease of at least 15%. Missing values were considered a non-response. The exact test was used to calculate the 95% CIs.

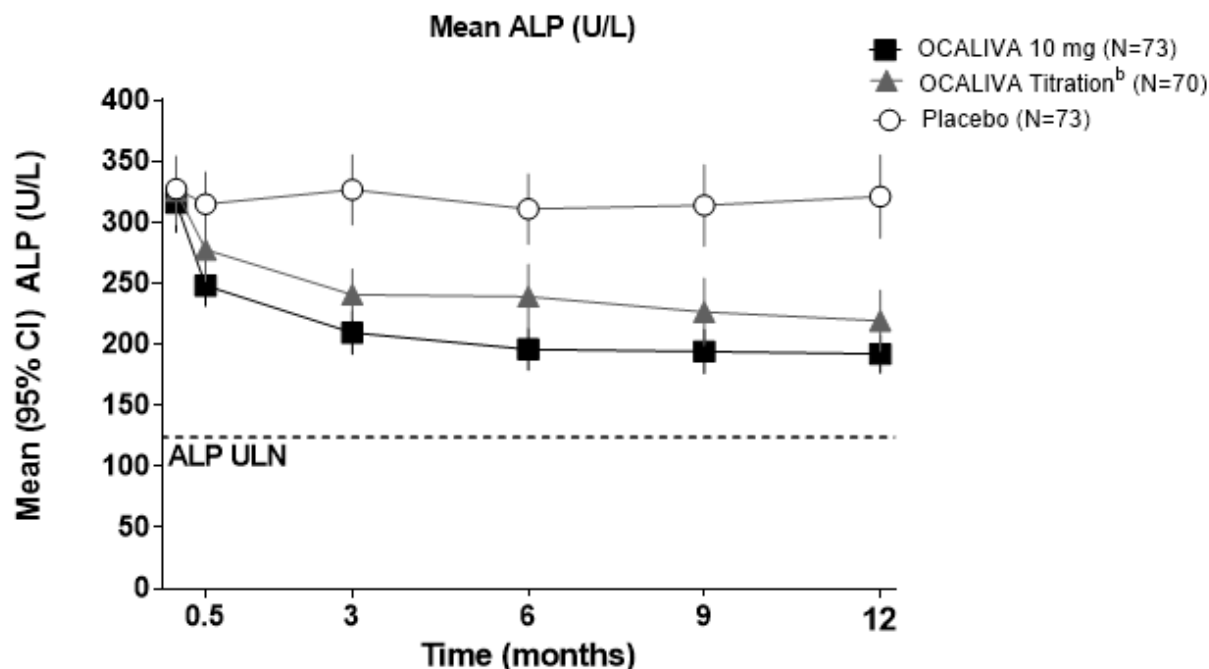
^d $p < 0.0001$ for OCALIVA titration and OCALIVA 10 mg arms versus placebo. P-values are obtained using the Cochran–Mantel–Haenszel General Association test stratified by intolerance to UDCA and pretreatment ALP greater than 3-times ULN and/or AST greater than 2-times ULN and/or total bilirubin greater than ULN.

^e Response rates were calculated based on the observed case analysis (i.e., $[n = \text{observed responder}] / [N = \text{ITT population}]$); percentage of patients with Month 12 values are 86%, 91%, and 96% for the OCALIVA 10 mg, OCALIVA titration and placebo arms, respectively.

^f The mean baseline total bilirubin value was 0.65 mg/dL, and was less than or equal to the ULN in 92% of the enrolled patients.

Mean Reduction in ALP

Figure 1 shows the mean reductions in ALP in OCALIVA-treated patients compared to placebo. Reductions were observed as early as Week 2, plateaued by Month 3 and were maintained through Month 12 for patients who were maintained on the same dosage throughout 12 months. Although Trial 1 studied titration at 6 months, these data are supportive of titration of OCALIVA after 3 months [see *Dosage and Administration (2.2)*]. For patients in the OCALIVA titration arm whose OCALIVA dosage was increased from 5 mg once daily to 10 mg once daily, additional reductions in ALP were observed at Month 12 in the majority of patients [see *Clinical Pharmacology (12.2)*].

Figure 1: Mean ALP over 12 Months in Trial 1 by Treatment Arm with or without UDCA^a

- ^a In the trial there were 16 patients (7%) who were intolerant and did not receive concomitant UDCA: 6 patients (8%) in the OCALIVA 10 mg arm, 5 patients (7%) in the OCALIVA titration arm, and 5 patients (7%) in the placebo arm.
- ^b Patients randomized to OCALIVA titration received OCALIVA 5 mg once daily for the initial 6-month period. At Month 6, patients who were tolerating OCALIVA, but had an ALP 1.67-times ULN or greater, and/or total bilirubin greater than ULN, or less than 15% ALP reduction were eligible for titration from 5 mg once daily to 10 mg once daily for the final 6 months of the trial.

Mean Reduction in GGT

The mean (95% CI) reduction in gamma-glutamyl transferase (GGT) was 178 (137, 219) U/L in the OCALIVA 10 mg arm, 138 (102, 174) U/L in the OCALIVA titration arm, and 8 (-32, 48) U/L in the placebo arm.

OCALIVA Monotherapy

Fifty-one PBC patients with baseline ALP 1.67-times ULN or greater and/or total bilirubin greater than ULN were evaluated for a biochemical response to OCALIVA as monotherapy (24 patients received OCALIVA 10 mg once daily and 27 patients received placebo) in a pooled analysis of data from Trial 1 and from a randomized, double-blind, placebo-controlled, 3-month clinical trial. At Month 3, 9 (38%) OCALIVA-treated patients achieved a response to the composite endpoint, compared to 1 (4%) placebo-treated patient. The mean (95% CI) reduction in ALP in OCALIVA-treated patients was 246 (165, 327) U/L compared to an increase of 17 (-7, 42) U/L in the placebo-treated patients.

16 HOW SUPPLIED/STORAGE AND HANDLING

OCALIVA tablets are packaged in a 40 mL high density polyethylene bottle closed with a 33 mm polypropylene child resistant cap containing an induction seal. Each bottle contains 30 tablets.

5 mg Tablets

OCALIVA tablets are available as off-white to yellow, round tablets debossed with INT on one side and 5 on the other side. Each tablet contains 5 mg of obeticholic acid.

- NDC 69516-005-30 5 mg tablets in a bottle (30 count)

10 mg Tablets

OCALIVA tablets are available as off-white to yellow, triangular tablets debossed with INT on one side and 10 on the other side. Each tablet contains 10 mg of obeticholic acid.

- NDC 69516-010-30 10 mg tablets in a bottle (30 count)

Storage and Handling

Store at 20°C to 25°C (68°F to 77°F); excursions permitted to 15°C to 30°C (59°F to 86°F) [See USP Controlled Room Temperature].

17 PATIENT COUNSELING INFORMATION

Advise the patient to read the FDA-approved patient labeling (Medication Guide).

Hepatic Decompensation and Failure in PBC Patients with Cirrhosis

- Instruct patients and caregivers to immediately contact their healthcare provider if they experience:
 - Symptoms of disease progression or worsening liver function, such as ascites, jaundice, variceal bleeding, or hepatic encephalopathy.
 - Symptoms of complete biliary obstruction [see *Contraindications (4)*, *Warnings and Precautions (5.1)*].
 - Severe or persistent non-specific signs and symptoms of impaired health:
 - nausea, vomiting, abdominal pain, diarrhea, weight loss, fever and chills, worsening or new fatigue, weakness, loss of appetite, or dehydration.
- Inform patients that they will need to undergo laboratory testing periodically while on OCALIVA treatment to assess liver function.

Severe Pruritus

- Advise patients to contact their healthcare provider if they experience new onset or worsening severe pruritus [see *Warnings and Precautions (5.2)*].

Reduction in HDL-C

- Advise patients that they may need to undergo laboratory testing to check for changes in lipid levels while on treatment with OCALIVA [see *Warnings and Precautions (5.3)*].

Administration

Advise patients to take:

- OCALIVA with or without food.

- OCALIVA at least 4 hours before or 4 hours after taking a bile acid binding resin, or at as great an interval as possible [*see Drug Interactions (7.1)*].

OCALIVA is a registered trademark of Intercept Pharmaceuticals, Inc.

Distributed by:

Intercept Pharmaceuticals, Inc.

305 Madison Avenue

Morristown, NJ 07960